



SUMMARY OF APPROPRIATIONS, ALLOTMENTS, OBLIGATIONS, DISBURSEMENTS AND BALANCES BY OBJECT OF EXPENDITURES
As of the Quarter Ending December 31, 2022


Department : JUDICIARY
 Agency : SANDIGANBAYAN
 Operating Unit :
 Organization Code (UACS) :
 Funding Source Code (as clustered) :
 (e.g. Old Fund Code: 101,102, 151)


	Current Year Appropriations
	Supplemental Appropriations
1	Continuing Appropriations

Particulars	UACS CODE	Appropriations			Allotments					Current Year Obligations					Current Year Disbursements					Balances			
		Authorized Appropriation	Adjustments (To)/From, Realignment	Adjusted Appropriations	Allotments Received	Adjustments (Withdrawal, Realignment)	Transfer To	Transfer From	Adjusted Total Allotments	1st Quarter Ending March 31	2nd Quarter Ending June 30	3rd Quarter Ending Sept. 30	4th Quarter Ending Dec. 31	Total	1st Quarter Ending March 31	2nd Quarter Ending June 30	3rd Quarter Ending Sept. 30	4th Quarter Ending Dec. 31	Total	Unreleased Appropriations	Unobligated Allotment	Unpaid Obligations (15-20) = (23+24)	
1	2	3	4	5=(3+4)	6	7	8	9	10=[(6+(-7)-8)+9]	11	12	13	14	15=(11+12+13+14)	16	17	18	19	20=(16+17+18+19)	21=(5-10)	22=(10-15)	23	24
Rent-Equipment	50299050 04			-	-				-					-					-				
Transportation and Delivery Expenses	50299040 00			-	-				-					-					-				
Subscription Services	50299070 00			-	-				-					-					-				
Legal Services	50211010 00			-	-				-					-					-				
Other General Services	50212990 00			-	-				-					-					-				
Janitorial Services	50213020 00			-	-				-					-					-				
Security Services	50212030 00			-	-				-					-					-				
Other Professional Services	50211990 00	0,390.20		0,390.20	0,390.20				0,390.20	0,390.20			(2,690.00)	3,080.20	0,390.20			(2,800.00)	3,040.20		2,650.00		
Other MOOE	50299990 99			-	-				-					-					-				
Repair & Maintenance-Buildings and Structures	50213040 01	108,904.00		108,904.00	108,904.00				108,904.00	53,780.00	55,144.00			108,904.00			108,904.00		108,904.00				
Repair & Maintenance -Office Equipment	50213050 02			-	-				-					-					-				
Repair & Maintenance - IT	50213050 03			-	-				-					-					-				
Repair & Maintenance - Communication Equipment	50213050 07	3,622.00		3,622.00	3,622.00				3,622.00					3,622.00					3,622.00		3,622.00		
Repair & Maintenance - Motor Vehicle	50213060 01	19,012.09		19,012.09	19,012.09				19,012.09	19,012.09				19,012.09	19,012.09				19,012.09				
Repair & Maintenance - Furnitures & Fixtures	50213070 00	16,578.72		16,578.72	16,578.72				16,578.72					16,578.72					16,578.72		16,578.72		
Extraordinary Expenses and Miscellaneous Expense	50210030 00	15,590.00		15,590.00	15,590.00				15,590.00	15,590.00				15,590.00	15,590.00				15,590.00				
Taxes Duties & Licenses	50215010 01			-	-				-					-					-				
Fidelity Bond Premiums	50215020 00			-	-				-					-					-				
Insurance Expenses	50215030 00			-	-				-					-					-				
Capital Outlays																							
Property, Plant and Equipment Outlay																							
Buildings	50604040 01	211,748,429.35		211,748,429.35	211,748,429.35				211,748,429.35													211,748,429.35	
Office Equipment	50604050 02	14,410,879.15		14,410,879.15	14,410,879.15				14,410,879.15													14,410,879.15	
Furniture, Fixtures and Books Outlay	50604070 01	549,015.22		549,015.22	549,015.22				549,015.22													549,015.22	
Motor Vehicles	50604050 01	78,000.00		78,000.00	78,000.00				78,000.00													78,000.00	
C. SPECIAL PURPOSE FUNDS																							
Personal Services																							
Salaries and Wages - Regular	50101010 01		6,446,295.24	6,446,295.24	6,446,295.24				6,446,295.24													6,446,295.24	
Personnel Economic Relief Allowance (PERA)	50102010 01		370,108.41	370,108.41	370,108.41				370,108.41													370,108.41	
Representation Expenses	50102020 01		1,507.77	1,507.77	1,507.77				1,507.77													1,507.77	
Transportation Allowance	50102030 01		144,510.76	144,510.76	144,510.76				144,510.76													144,510.76	
Cash Gift	50102150 01		75,000.00	75,000.00	75,000.00				75,000.00													75,000.00	
Other Personnel Benefits/Other Bonuses and Allowances	50104990 99		754,715.96	754,715.96	754,715.96				754,715.96													754,715.96	
Pag-Ibig Contributions	50103020 01		18,600.00	18,600.00	18,600.00				18,600.00													18,600.00	
Phil Health Insurance Contribution	50103030 01		46,125.00	46,125.00	46,125.00				46,125.00													46,125.00	
Employees Compensation Insurance Premiums	50103040 01		18,600.00	18,600.00	18,600.00				18,600.00													18,600.00	
Retirement Gratuity	50104020 01																						
Terminal Leave	50104030 01		777,936.64	777,936.64	777,936.64				777,936.64													777,936.64	
Pensions	50104010 01		0.44	0.44	0.44				0.44													0.44	
Retirement and Life Insurance Premium	50103010 00		618,405.00	618,405.00	618,405.00				618,405.00													618,405.00	
GRAND TOTAL		261,888,224.64	9,271,805.22	271,160,029.86	271,160,029.86				271,160,029.86	12,900,059.03	2,568,173.93	922,334.54	2,779,315.94	19,169,883.44	11,570,537.73	3,584,887.55	1,202,668.45	2,801,788.71	19,169,883.44		251,990,146.42		

Certified Correct:  MARIA ANTONIA A. ABULAYA
 Budget Officer III
 Date: _____

Certified Correct:  VANESSA M. LIYO
 Accountant III
 Date: _____

Recommending Approval:  GEMMA A. ROSADAS
 Chief JSO, Budget and Finance
 Date: _____

Approved By:  ATTY. MA. TERESA S. RABULAYAN
 Executive Clerk of Court IV
 Date: _____